


Converting the GigaProbes™ DVT30 or DVT 40 to a 50 Ohm Single-Ended TDR Configuration


Our DVT30 and DVT 40 probes can be configured to operate as a single-ended or differential TDR probe. To do so, you connect one of the probe tips to the probe shield and attach an SMA shorting cap to the shorted probe tip path. The short cap and grounded tip can be removed to make it a differential probe.

This conversion is accomplished by wire-wrapping one of the probe tips to the copper shield—**using 30 AWG wire only**—and putting a ground cap on the connector end of that same signal probe line.

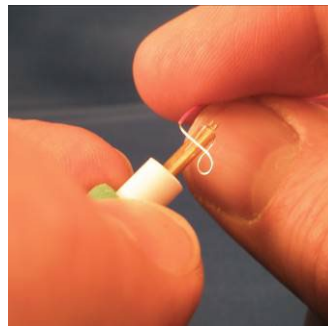
WARNING: Do not use an automatic wire-wrap gun, which can apply excessive torque around the probe tip body, cutting into the metal, weakening the structure and eventually causing the probe to fail. A 50 ohm conversion kit is included with the DVT30 and DVT40 Two Probe Kits that allows you to convert two probes to 50 ohms. To secure the connection on the probe, use the included shrink tubing.




Push the wire through probes with enough wire length to flatten against the probe body.



Wrap the wire around the probe once.




Wrap the wire around the flattened extended wire.



Continue wrapping remaining wire around probe 4-5 times, then cut the remaining wire off.




Push the probe tips into the 1mm holes in the GigaProbes™ patented pitch setting wrench which will push the wire down flat against the probe body.



Take a shrink wrap tube and push it over the probe tip. Leave enough room to expose the probe tips.



Use a heat gun to quickly shrink the tub tightly around the probe tip. **DO NOT OVERHEAT OR YOU RISK DAMAGING THE PROBE!**



This is how it should look. Make sure the wires do not short the probe tips together.



Attach a SMA SHORT CAP to the same probe, shorted to the probe body. Hook up your SMA Cable for a 50 Ohm TDR measurement

Click on or copy the following link for a step-by-step video showing the conversion process.
<https://www.youtube.com/watch?v=8CNVvOv79UQ&t=87s>