



DVT-PB100-24 Probe Bridge

Versatile Probe Bridge with Magnetic base

Extends probe reach to enable probing of larger boards




DVT-FP250 Positioner on Magnetic Base

DVT-FP250 Positioner on DVT-PB100-24 Probe Bridge

Magnetic Base: Aluminum blocks with magnets on both sides.

- DB-PB100-24 Probe Bridge Contents**
- 1 – 24" x 4" x .25" DVT-PB100-24 Bridge Platen
 - 2 – 4" x 3" x 2" DVT-FP100-2IN Magnetic Bases
 - 2 – 4" x 3" x 1" DVT-FP100-1IN Magnetic Bases
 - 2 – 4.3" x 3.3" x 0.2" Plates



Plates DVT-FP-100-1IN Bases
DVT-FP100-2IN Bases

CAUTION: There's a strong magnetic force between components!

- Avoid placing your fingers between blocks, plates or platen.
- Use a twisting motion to combine or separate two blocks.
- Place blocks together and then twist to align them.
- To separate blocks, first twist them and then slide them apart.



Slide block on and twist top block to align



Twist top block to unalign and separate



View Application Demo: Using the Probing Bridge for vertical/horizontal probing of large PCBs and Backplanes
youtu.be/xNW0e9Hb_bA