



DVT GigaProbes® Systems, Kits and Accessories

Systems and Kits



Dual VNA Horizontal 4-port probe system: Contains two DVT40 40 GHz differential probes attached to DVT-FP250 Probe Positioners and a CS3 Camera System for viewing probe tips. [Download the datasheet.](#)



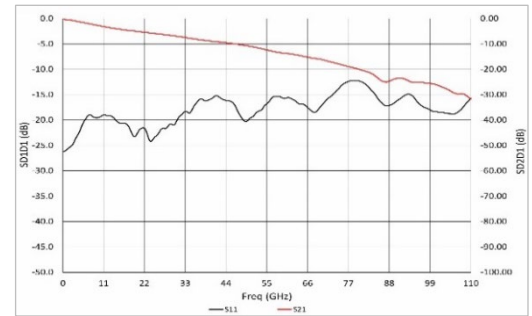
Vertical probe system: Contains two DVT40 40 GHz differential probes attached to two DVT-FP250 Probe Positioners, with a CS3 Camera System used to view the probe tips. [Download the datasheet.](#)

DVT Solutions can assist you in creating your custom Horizontal or Vertical Probing System, assembled from the following unique high-precision probe kits and supporting accessories.

DVT-FPPXX High Fidelity Two Probe Kit



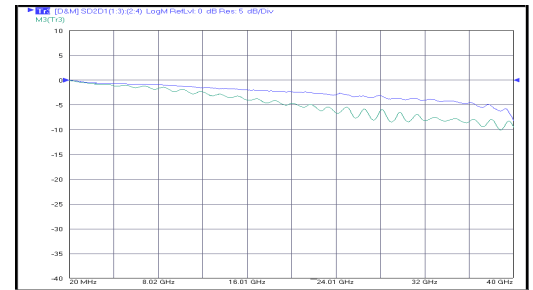
40/50/70/110 GHz Wide Pitch True Differential TDR/VNA Probes
[Download the datasheet.](#)



DVT40-1MM 40 GHz Multi-Mode Two Probe



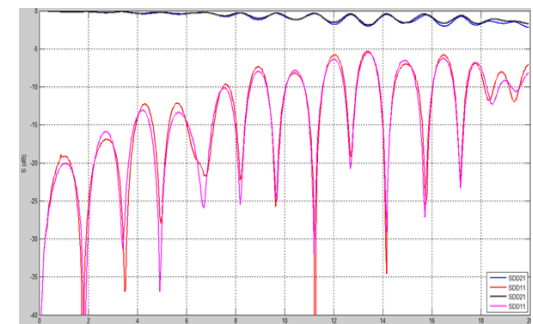
40 GHz Wide Pitch True Differential TDR/VNA Probes
[Download the datasheet.](#)



DVT30-1MM 20 GHz Multi-Mode Two Probe Kit



30 GHz Wide Pitch True Differential TDR/VNA Probes
[Download the datasheet.](#)




Accessories

**DVT-FP60
Probe Positioner**



Recommended for probing with DVT30 GigaProbes. A Rigid arm probe manipulator with XYZ pitch 40 TPI controls & magnetic base. [Download the datasheet.](#)

**DVT-FP250
Probe Positioner**



Recommended for probing with DVT40 and DVT-FPPXX probes. Rigid arm probe manipulator with XYZ pitch 40 TPI controls & magnetic base. [Download the datasheet.](#)

**DVT-CS-1
Camera System**



Used to accurately place probe tips on test pads and to planarize the probe tips to the test pads so both probe tips land on the pads at the same time. [Download the datasheet.](#)

DVT-CS-3 Camera



Used to accurately place probe tips on test pads and to planarize the probe tips to the test pads so both probe tips land on the pads at the same time. [Download the datasheet.](#)

DVT-SM Holders



Stackable Magnetic PCB Holders secure the corners of PCBs from moving while probing. Removing a segment from two of the holders and placing them under the PCB near where you will be probing will keep the board from bowing. At least six holders are recommended.

**DVT-PB100-24
Probe Bridge**



Versatile bridge with magnetic base for probing applications. Extends the probe reach to enable probing of larger boards. [Download the datasheet.](#)


**DVT-FP100
Magnetic Bases**



DVT-FP100-1IN, DVT-FP100-1.5IN and DVT-FP100-2IN Stackable 1", 1.5" and 2" magnetic blocks used to raise the probe and camera positioners to clear the test board. [Download the datasheet.](#)

ISBNN Test Verification Board

- Use to locate bad cables not detected by the system SOLT calibration.
- Detect front panel setups unsuitable for measuring differential traces.
- Identify measurement inaccuracies in VNA systems before testing to save time and money.
- Use the in-situ trace to create an Atatec ISD differential probe model and verify its accuracy to remove probe loss from the PCB measurement.
- Available to use for testing and measurement verification of VNAs with 40, 50, 70 and 110 GHz bandwidths. [Download the datasheet.](#)



ISBNN Test Verification Board